

Tracking Rumors

Suppose that we want to track gossip in a rumor mill

Tracking Rumors


Suppose that we want to track gossip in a rumor mill



Seiichi

Tracking Rumors


Suppose that we want to track gossip in a rumor mill




Seiichi

Tracking Rumors

Suppose that we want to track gossip in a rumor mill



Seiichi



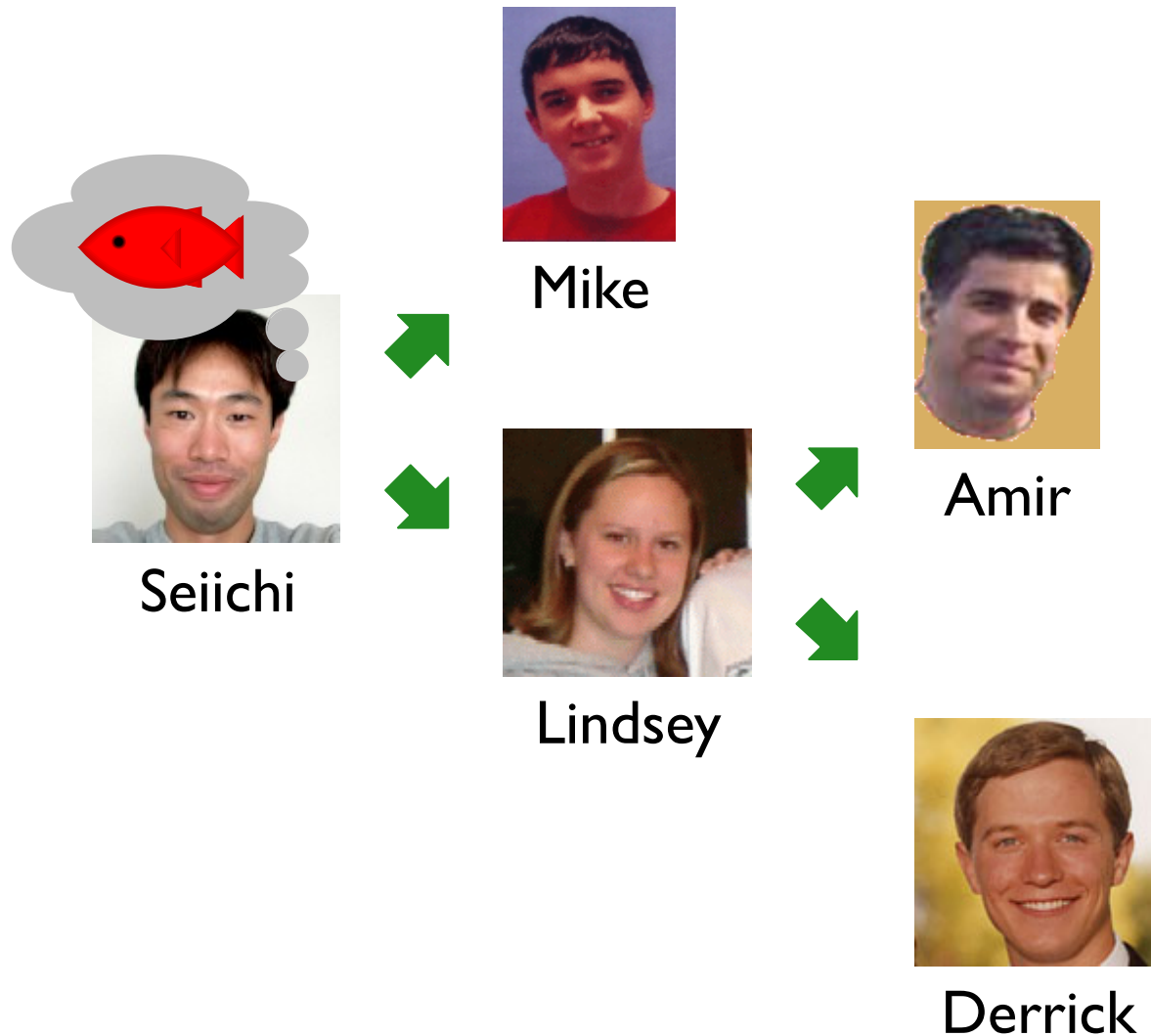
Mike



Lindsey

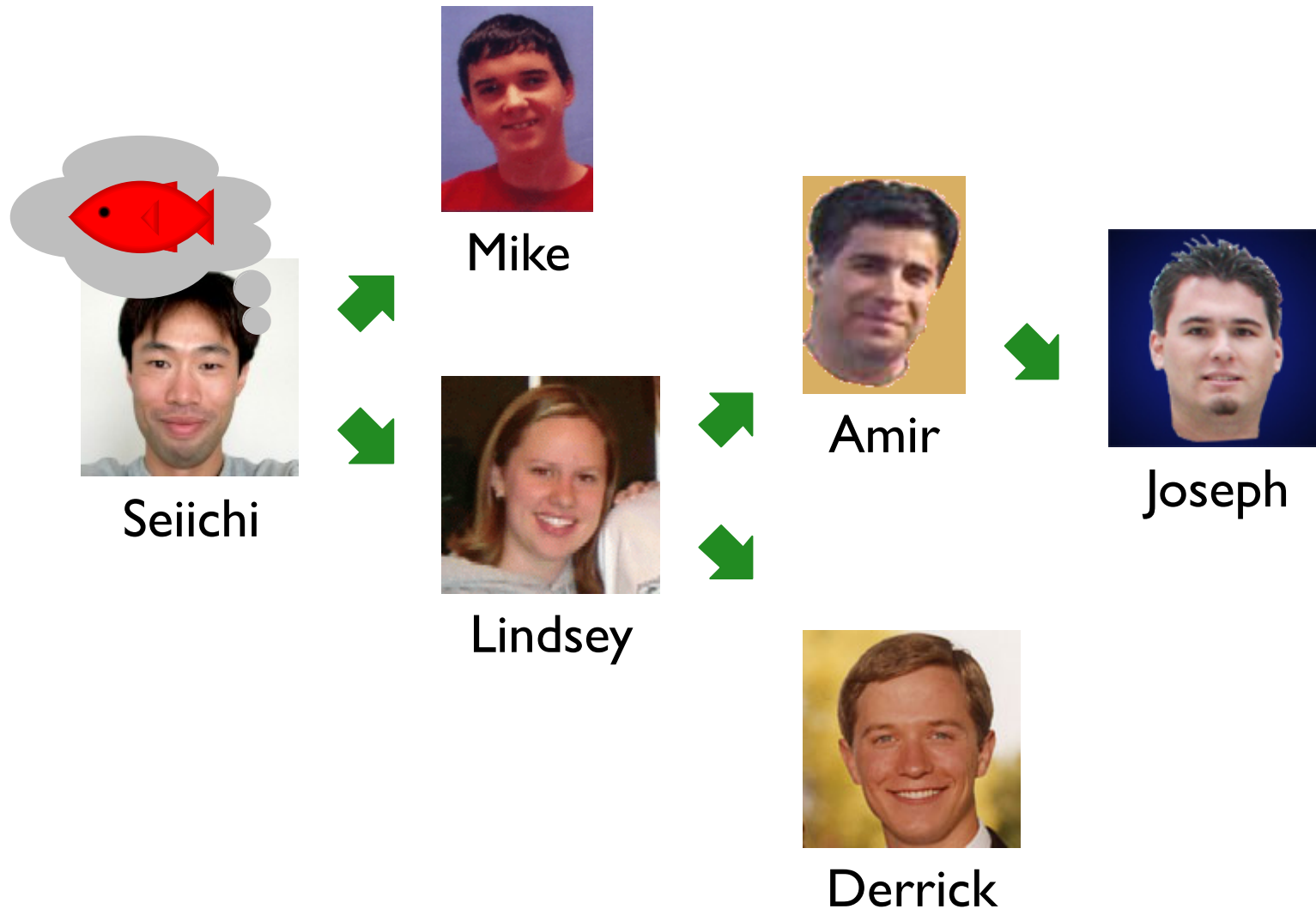
Tracking Rumors

Suppose that we want to track gossip in a rumor mill



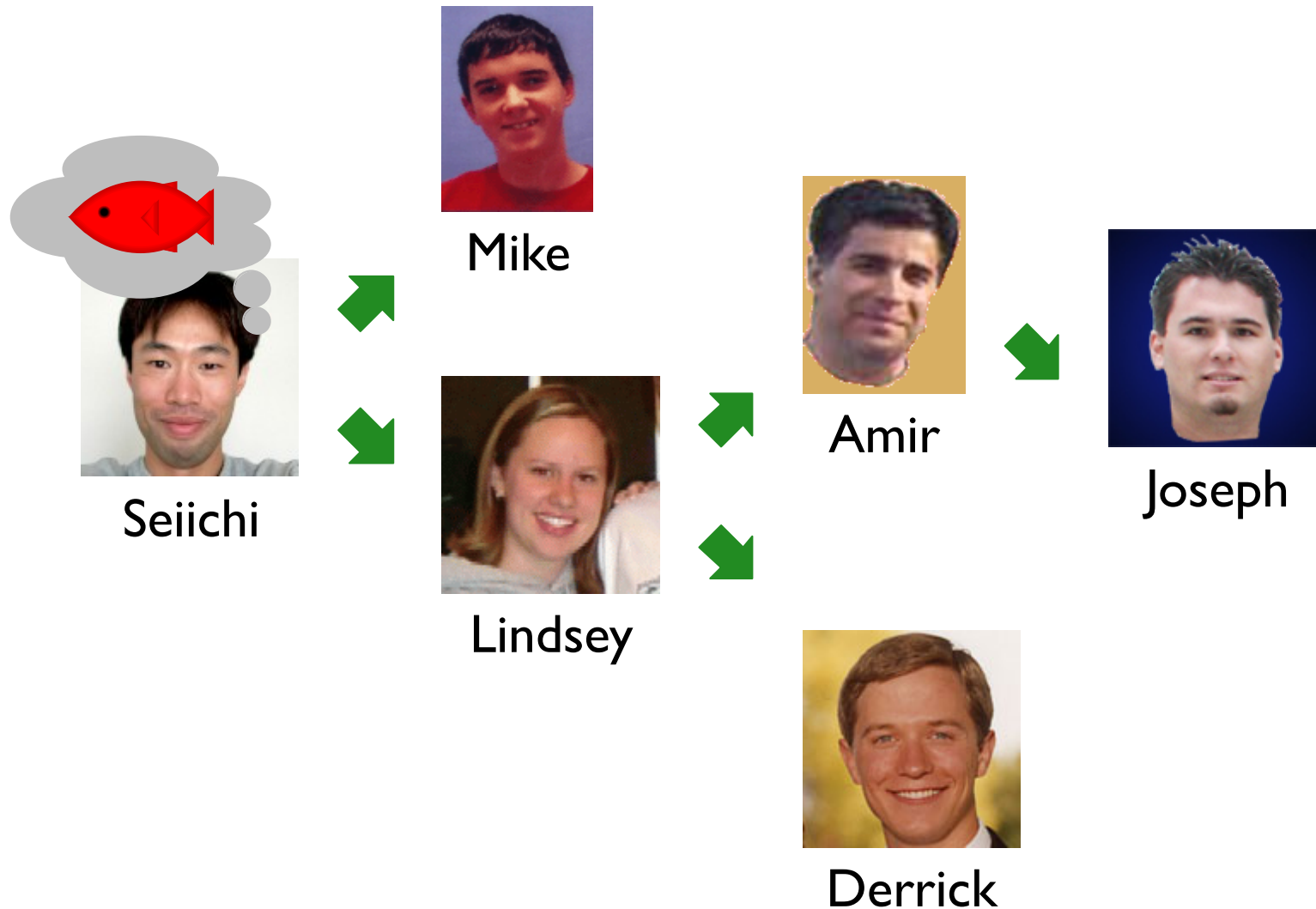
Tracking Rumors

Suppose that we want to track gossip in a rumor mill



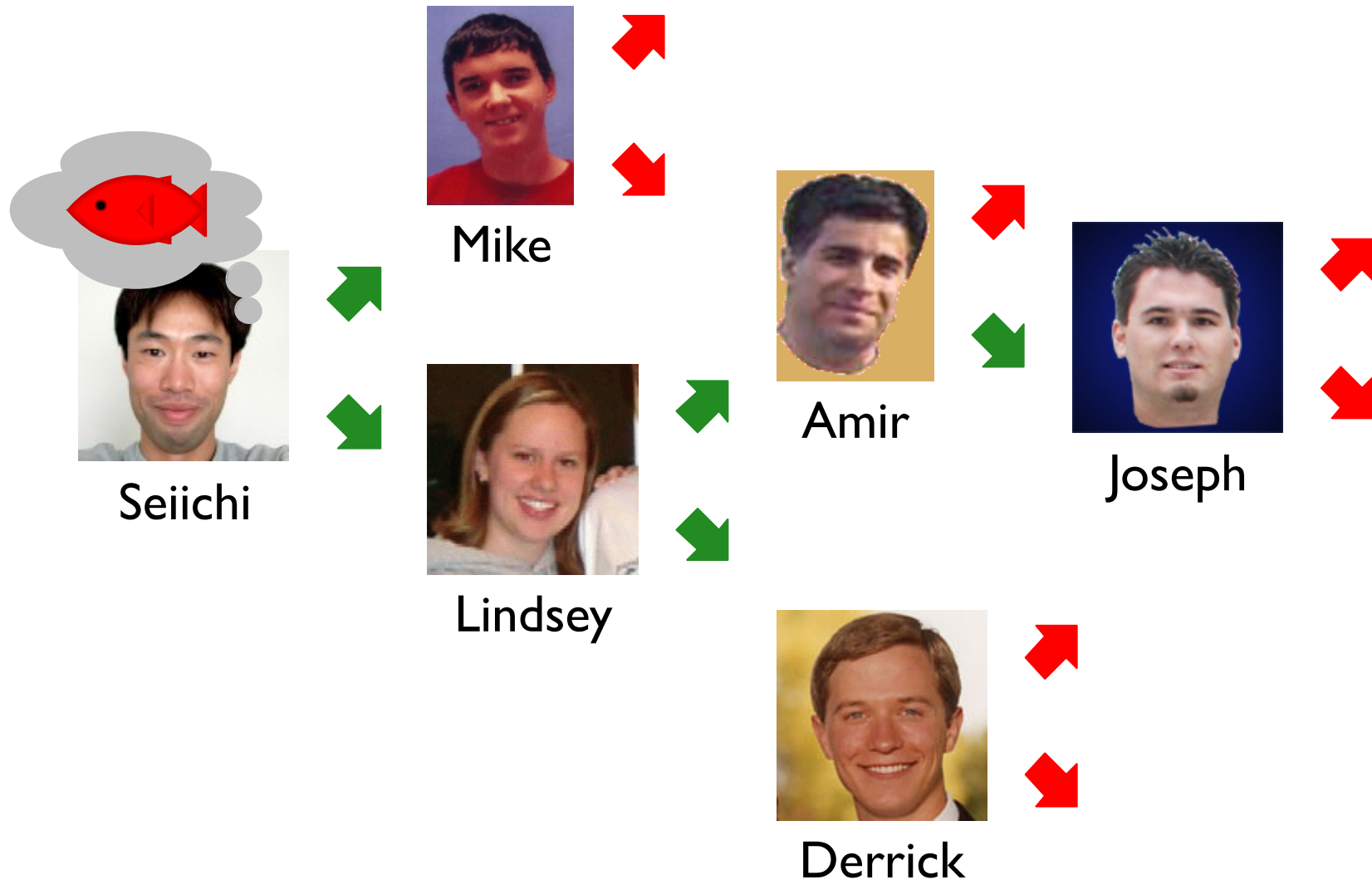
Tracking Rumors

Simplifying assumption: each person tells at most two others

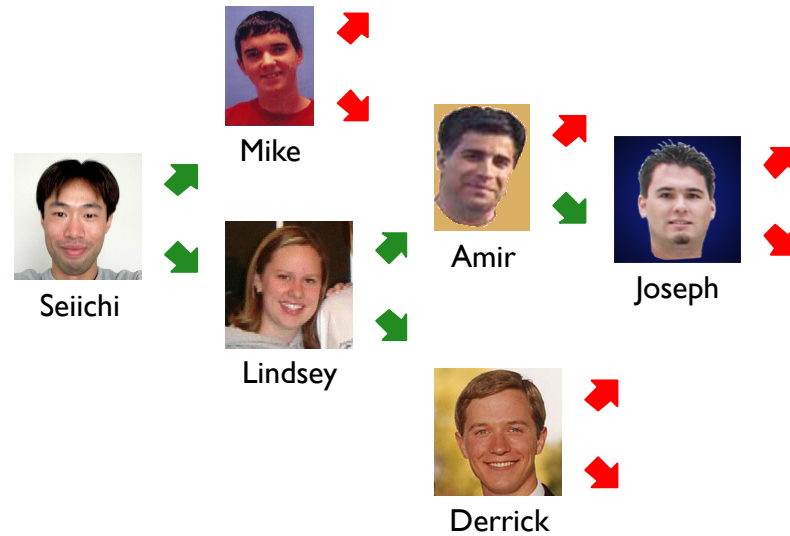


Tracking Rumors

Simplifying assumption: each person tells at most two others

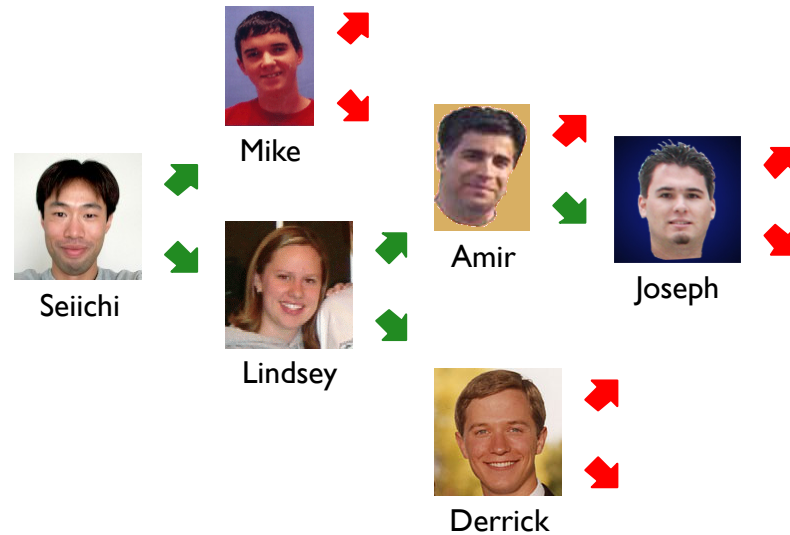


Representing Rumor Mills



Is a rumor mill simply a list of people?

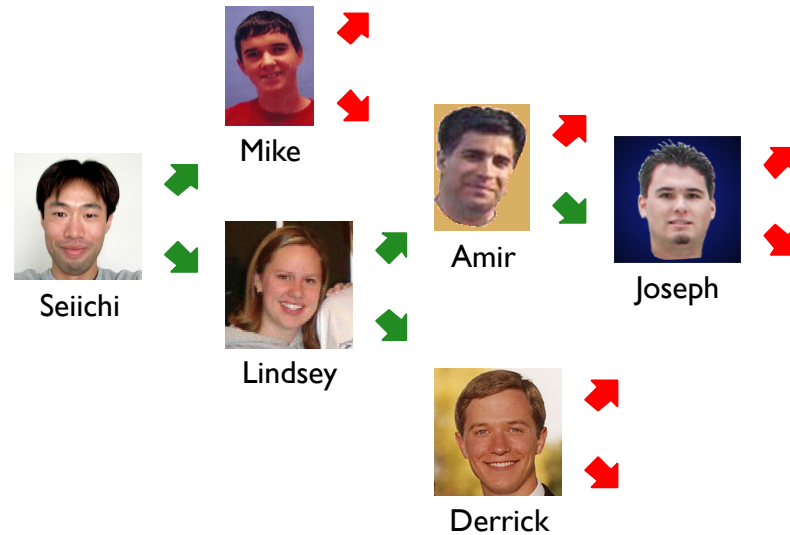
Representing Rumor Mills



Is a rumor mill simply a list of people?

No, because there are relationships among people

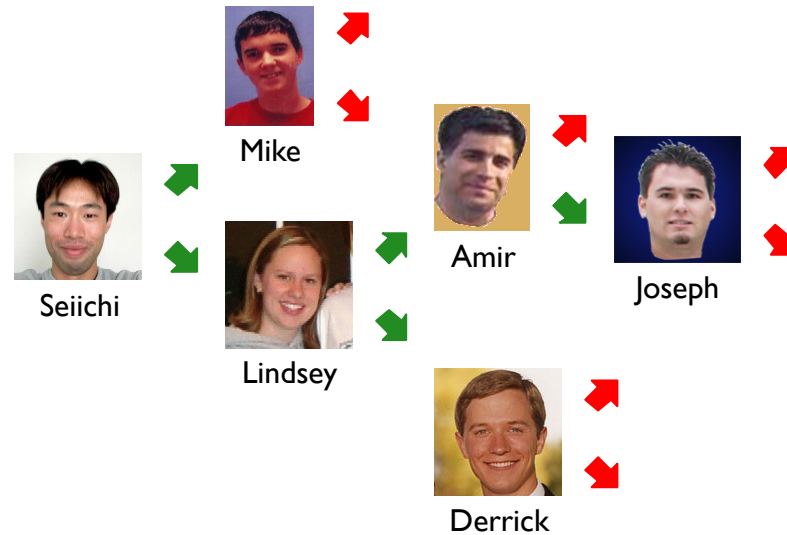
Representing Rumor Mills



How about this?:

- ; A person is
- ; (make-person image person person)

Representing Rumor Mills

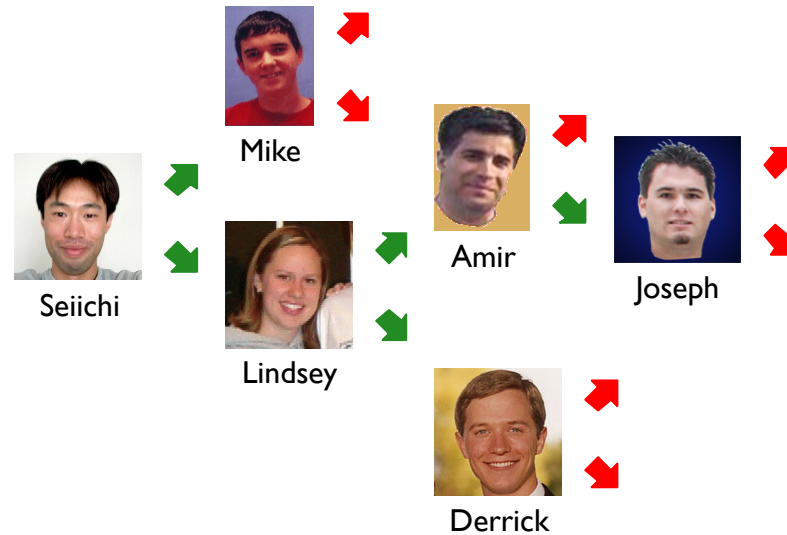


How about this?:

- ; A person is
- ; (make-person image person person)

No, because some people don't gossip to anyone else—or they gossip to an empty rumor mill...

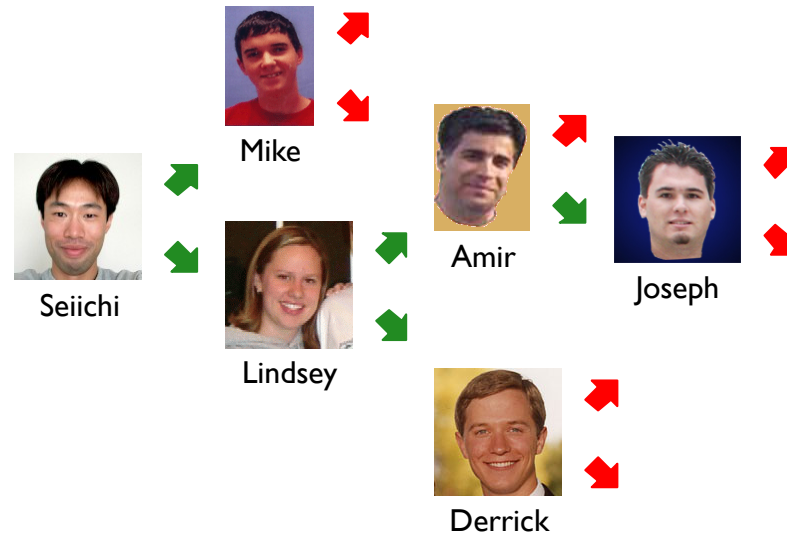
Representing Rumor Mills



How about this?:

```
; A rumor-mill is either  
; - ' (  
; - (make-gossip image rumor-mill rumor-mill)  
(define-struct gossip (who next1 next2))
```

Representing Rumor Mills



How about this?:

```
; A rumor-mill is either  
; - ' (  
; - (make-gossip image rumor-mill rumor-mill)  
(define-struct gossip (who next1 next2))
```

This looks promising...

Example Rumor Mills

```
; A rumor-mill is either  
; - '()  
; - (make-gossip image rumor-mill rumor-mill)
```

```
'()
```

Example Rumor Mills

```
; A rumor-mill is either  
; - ' ()  
; - (make-gossip image rumor-mill rumor-mill)
```


```
(make-gossip  ' () ' ( ))
```



Joseph

Example Rumor Mills

```
; A rumor-mill is either  
; - ' (  
; - (make-gossip image rumor-mill rumor-mill)
```

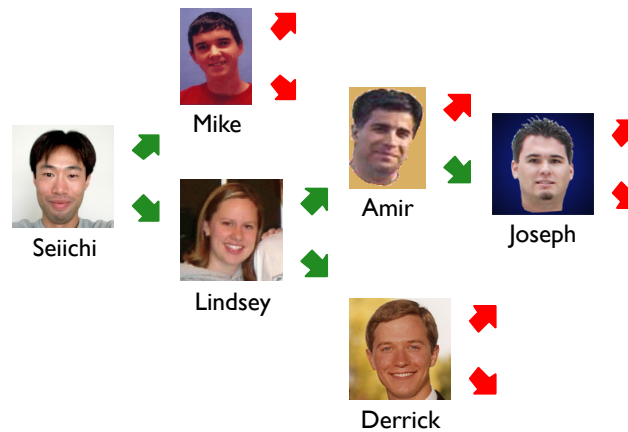



Example Rumor Mills

```

; A rumor-mill is either
; - ' ()
; - (make-gossip image rumor-mill rumor-mill)

```



Example Using Constants

```
(define joseph-mill
  (make-gossip  '() '()))

(define amir-mill
  (make-gossip  '() joseph-mill))

(define derrick-mill
  (make-gossip  '() '()))

(define lindsey-mill
  (make-gossip  amir-mill derrick-mill))

(define mike-mill
  (make-gossip  '() '()))

(define seiichi-mill
  (make-gossip  mike-mill lindsey-mill))
```

Programming with Rumors

```
; A rumor-mill is either  
; - '()  
; - (make-gossip image rumor-mill rumor-mill)
```

Programming with Rumors

```
; A rumor-mill is either  
; - ' (  
; - (make-gossip image rumor-mill rumor-mill)
```



Programming with Rumors

```
; A rumor-mill is either  
; - '()  
; - (make-gossip image rumor-mill rumor-mill)
```

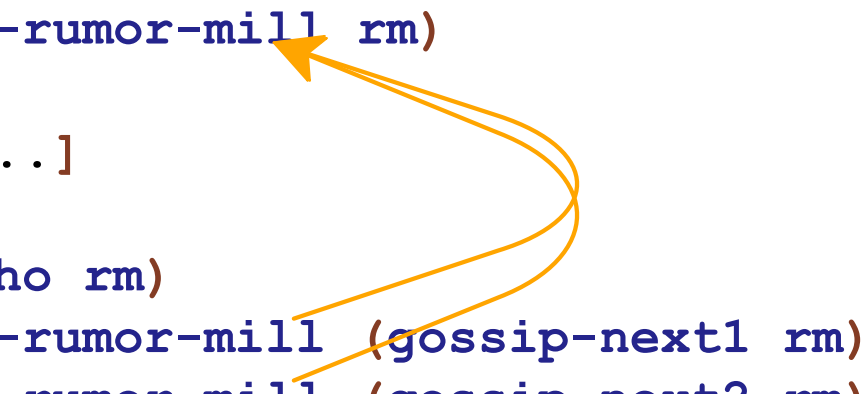


```
(define (func-for-rumor-mill rm)  
  (cond  
    [(empty? rm) ...]  
    [(gossip? rm)  
     ... (gossip-who rm)  
     ... (func-for-rumor-mill (gossip-next1 rm))  
     ... (func-for-rumor-mill (gossip-next2 rm)) ...]))
```

Programming with Rumors

```
; A rumor-mill is either  
; - '()  
; - (make-gossip image rumor-mill rumor-mill)
```

```
(define (func-for-rumor-mill rm)  
  (cond  
    [(empty? rm) ...]  
    [(gossip? rm)  
     ... (gossip-who rm)  
     ... (func-for-rumor-mill (gossip-next1 rm))  
     ... (func-for-rumor-mill (gossip-next2 rm)) ...]))
```



Rumor Program Examples

Implement the function **informed?** which takes a person image and a rumor mill and determines whether the person is part of the rumor mill

Implement **rumor-delay** which takes a rumor mill and determines the maximum number of days required for a rumor to reach everyone, assuming that each person waits a day before passing on a rumor

Implement **add-gossip** which takes a rumor mill and two person images —one new and one old— and adds the new person to the rumor mill, receiving rumors from the old person; the old person must not already have two next persons

Implement **rumor-chain** which takes a person image and a rumor mill and returns a list of person images representing everyone who must pass on the rumor for it to reach the given person; return **#false** if the given person is never informed

More Pipes

A pipeline has faucets (opened or closed), straight parts (copper or lead), and branches



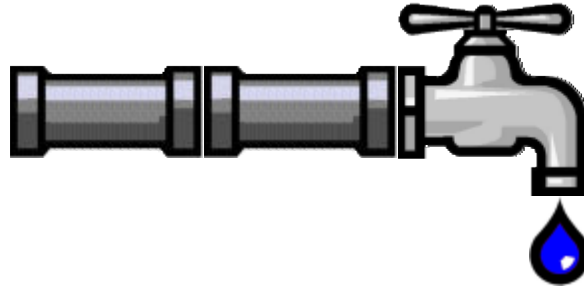
More Pipes

A pipeline has faucets (opened or closed), straight parts (copper or lead), and branches



More Pipes

A pipeline has faucets (opened or closed), straight parts (copper or lead), and branches



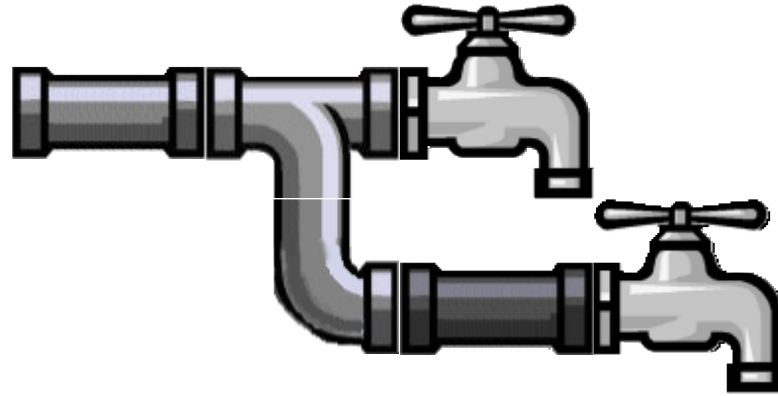
More Pipes

A pipeline has faucets (opened or closed), straight parts (copper or lead), and branches



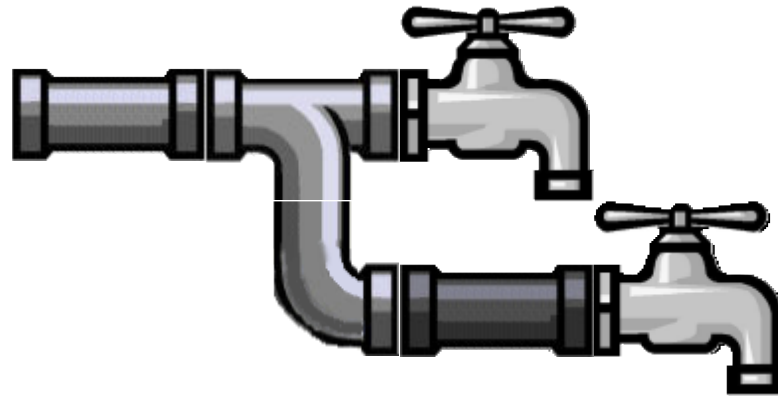
More Pipes

A pipeline has faucets (opened or closed), straight parts (copper or lead), and branches



More Pipes

A pipeline has faucets (opened or closed), straight parts (copper or lead), and branches



```
; A pipeline is either  
; - bool  
; - (make-straight sym pipeline)  
; - (make-branch pipeline pipeline)  
(define-struct straight (kind next))  
(define-struct branch (next1 next2))
```

Example Pipelines

```
; A pipeline is either  
; - bool  
; - (make-straight sym pipeline)  
; - (make-branch pipeline pipeline)
```

#false



Example Pipelines

```
; A pipeline is either  
; - bool  
; - (make-straight sym pipeline)  
; - (make-branch pipeline pipeline)
```

#true



Example Pipelines

```
; A pipeline is either  
; - bool  
; - (make-straight sym pipeline)  
; - (make-branch pipeline pipeline)
```

```
(make-straight 'copper #false)
```



Example Pipelines

```
; A pipeline is either  
; - bool  
; - (make-straight sym pipeline)  
; - (make-branch pipeline pipeline)
```

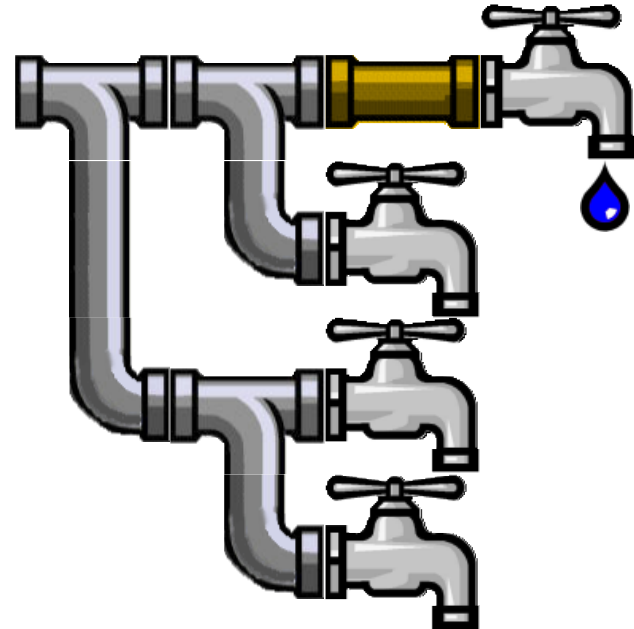
```
(make-straight 'copper  
              (make-straight 'lead #false))
```



Example Pipelines

```
; A pipeline is either  
; - bool  
; - (make-straight sym pipeline)  
; - (make-branch pipeline pipeline)
```

```
(make-branch  
  (make-branch (make-straight 'copper #true)  
               #false)  
  (make-branch #false  
               #false))
```




Programming with Pipelines

```
; A pipeline is either  
; - bool  
; - (make-straight sym pipeline)  
; - (make-branch pipeline pipeline)
```


Programming with Pipelines

```
; A pipeline is either  
; - bool  
; - (make-straight sym pipeline)  
; - (make-branch pipeline pipeline)
```



Programming with Pipelines

```
; A pipeline is either  
; - bool  
; - (make-straight sym pipeline)  
; - (make-branch pipeline pipeline)
```



```
(define (func-for-pipeline pl)  
  (cond  
    [(boolean? pl) ...]  
    [(straight? pl)  
     ... (straight-kind pl)  
     ... (func-for-pipeline (straight-next pl)) ...]  
    [(branch? pl)  
     ... (func-for-pipeline (branch-next1 pl))  
     ... (func-for-pipeline (branch-next2 pl)) ...]))
```

Programming with Pipelines

```
; A pipeline is either  
; - bool  
; - (make-straight sym pipeline)  
; - (make-branch pipeline pipeline)
```

```
(define (func-for-pipeline pl)  
  (cond  
    [(boolean? pl) ...]  
    [(straight? pl)  
     ... (straight-kind pl)  
     ... (func-for-pipeline (straight-next pl)) ...]  
    [(branch? pl)  
     ... (func-for-pipeline (branch-next1 pl))  
     ... (func-for-pipeline (branch-next2 pl)) ...]))
```

Pipeline Examples

Implement the function **water-running?** which takes a pipeline and determines whether any faucets are open

Implement the function **modernize** which takes a pipeline and converts all 'lead straight pipes to 'copper

Implement the function **off** which takes a pipeline and turns off all the faucets

Implement the function **twice-as-long** which takes a pipeline and inserts a 'copper straight pipe before every existing piece of the pipeline